

Practicals 2022-2023



LibreOffice Base

**PRACTICAL – 18**

Creating Relationship between Tables

Create database tables named **EMPLOYEE** and **PAY_DETAILS** with the following field names. Create relationship between these two tables.

Table – 1 EMPLOYEE

Field names – EMP_ID, EMP_NAME

Table – 2 PAY_DETAILS

Field names – EMP_ID, BP, DA, HRA

AIM

To create tables and make relationship between them.

**PROCEDURE****Step 1 : Open LibreOffice Base**

Applications → Office → LibreOffice Base


Step 2 : Create New Database.

- ◆ Database Wizard → Create a new database → Next → Finish
- ◆ Save the new database with file name 'EMPLOYEE DATA' and by selecting Desktop as location.

Step 3 : Create Table 1 - EMPLOYEE

From the Database Panel, select the object **Tables** and from the Tasks window, select **Create Table in Design view.**

Create the following Field Name with appropriate field Type

	Field Name	Field Type
	EMP_ID	Number [NUMERIC]
	EMP_NAME	Text [VARCHAR]

Practicals 2022-2023



LibreOffice Base


Select and set **EMP_ID** field as **Primary Key**

Save the Table Design with a name '**EMPLOYEE**'

Step 4 : Create Table 2 - PAY DETAILS

From the Database Panel, select the object **Tables** and from the Tasks window, select **Create Table in Design view**.

Create the following Field Name with appropriate field Type

	Field Name	Field Type
	EMP_ID	Number [NUMERIC]
	BP	Number [NUMERIC]
	DA	Number [NUMERIC]
	HRA	Number [NUMERIC]

Select and set **EMP_ID** field as **Primary Key**

Save the Table Design with a name '**PAY_DETAILS**'

Step 5: Create Relationship between Tables

Tools Menu → Relationships

An **ADD TABLES** dialogue window appears. From the list of tables, select the table **EMPLOYEE** and click on Add button. Also select **PAY_DETAILS** table and click on add button. This will add the two tables to Relation Design window and then close the dialogue window.

In the Relation Design window, Click on **Emp_ID** field of one table and drag and drop on to the **Emp_ID** field of the other table. A **connecting line** between these two fields is formed that indicates **relationship** between these two tables.

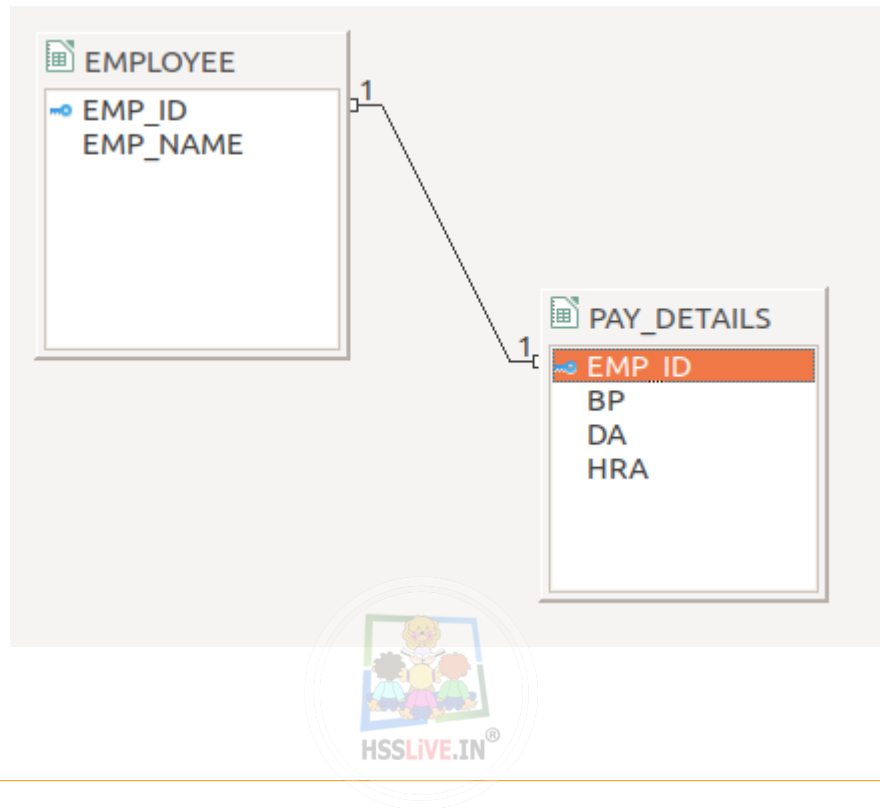
Then click on Save button to save the relationship and close the window.

Practicals 2022-2023



LibreOffice Base

OUTPUT



harikumarmavelikara7@gmail.com