

LIGHTING FIXTURE SCHEDULE				PROVIDED FOR INFORMATION ONLY. VERIFY AND INSTALL PER ELECTRICAL DRAWING		
ITEM	SYMBOL	DESCRIPTION	QTY.	MFR. & CAT. NO.	REMARK	WATTS
INTERIOR LIGHTING ITEM						
L1		T-BAR CEILING RECESSED MOUNTED LED LIGHTING FIXTURE, 2' X 4', 120V AND BAKED-ON WHITE ENAMEL FINISH.	6	LSI FIXTURE: SFP24-LED-50-UE-DIM-35	KITCHEN CEILING LIGHTS, FURNISHED BY OWNER INSTALLED BY GC	50
L1B		T-BAR CEILING RECESSED MOUNTED LED LIGHTING FIXTURE, 2' X 2', 120V AND BAKED-ON WHITE ENAMEL FINISH.	0	LSI FIXTURE: SFP22-LED-30-UE-DIM-35-U	KITCHEN CEILING LIGHTS, FURNISHED BY OWNER INSTALLED BY GC	30
L1EM		T-BAR CEILING RECESSED MOUNTED LED EMERGENCY LIGHTING FIXTURE, 2' X 4', 120V AND BAKED-ON WHITE ENAMEL FINISH	5	LSI FIXTURE: SFP24-LED-50-UE-DIM-EM	EMERGENCY KITCHEN CEILING LIGHTS FURNISHED BY OWNER INSTALLED BY GC	50
L1BEM		T-BAR CEILING RECESSED MOUNTED LED EMERGENCY LIGHTING FIXTURE, 2' X 2', 120V AND BAKED-ON WHITE ENAMEL FINISH.	0	LSI FIXTURE: SFP22-LED-30-UE-DIM-35-U-EM	EMERGENCY KITCHEN CEILING LIGHTS, FURNISHED BY OWNER INSTALLED BY GC	30
L4HO		UNIVERSAL MOUNT LED EXIT SIGN, 120/277V WITH BATTERY PACK, 2 FACE WITH GREEN LETTERS	4	EXITRONIX GVEX-U-BP-WB-BL-R6	EXIT SIGN FURNISHED BY OWNER, INSTALLED BY GC. EXIT SIGNS TO BE WALL MOUNTED UNLESS NOTED OTHERWISE.	3.6
L6A		HOOD LIGHT	11	FURNISHED & INSTALLED BY EQUIPMENT SUPPLIER	LIGHTS SUPPLIED & PRE-WIRED BY HOOD VENDOR. ELEC. CONTRACTOR TO CONNECT MAIN WIRES TO SHUNT TRIP BREAKER AND HOOD CONTROL PANEL	BUILT INTO HOOD
L6B		LED WALK-IN COOLER LIGHT, 120V, 48"	3	KASON FIXTURE: # 1810LX4000	FURNISHED BY WIC VENDOR, G.R.E., INSTALLED BY GC	39
L19		LED DOWN LIGHT, RECESSED IN CEILING	39	ELITE HOUSING: LD6IC-AT LED MODULE: ELITE LED LIGHTING RL607-750CL-DIMTR-120-30K-SN-SN-90+	FURNISHED BY OWNER, INSTALLED BY GC	9
L19EM		LED EMERGENCY DOWN LIGHT, RECESSED IN CEILING	7	ELITE HOUSING: LD6IC-AT LED MODULE: ELITE LED LIGHTING RL607-750CL-DIMTR-120-30K-SN-SN-90+	EMERGENCY RECESSED DOWN LIGHT - NORMALLY ON INVERTER UNIT - ISOLITE, IMI-12-LC-V1 FURNISHED BY OWNER INSTALLED BY GC	9
L20B		3 3/4" ADJUSTABLE MR16 DOWNLIGHT, RECESSED IN CEILING. "B" SHALL DESIGNATE BLACK TRIM USED FOR DINING ROOM CEILING GRID AND SOFFIT	11	LIGHTQUIER: LYTECASTER - 378WHX FRAME-IN KIT: 302MRSPX LAMP: MR16 - GE - LED 6W, 35" BEAM	REFER TO ARCHITECTURAL DRAWINGS FOR LOCATION. FURNISHED BY OWNER, INSTALLED BY GC	6
L20W		3 3/4" ADJUSTABLE MR16 DOWNLIGHT, RECESSED IN CEILING. "W" SHALL DESIGNATE WHITE TRIM USED FOR MENU BOARD SOFFIT	7	LIGHTQUIER: LYTECASTER - 378WHX FRAME-IN KIT: 302MRSPX LAMP: MR16 - GE - LED 6W, 35" BEAM	REFER TO ARCHITECTURAL DRAWINGS FOR LOCATION. FURNISHED BY OWNER, INSTALLED BY GC	6
L30		WHITE LED AT SERVICE COUNTER SOFFIT AND DINING ROOM PARTIAL HEIGHT WALL	41 L.F.	LUXEM BRIGHT FIXTURE: BLAZE LED	FURNISHED BY OWNER, INSTALLED BY GC	1.3 WATTS PER FOOT
L40C-R		17.3" DIA. RED CUPOLA PENDANT	6	HI-LITE, MODEL #H-VLPM3-DMDT	FURNISHED BY OWNER, INSTALLED BY GC	9
L45		12" DIA. DECORATIVE MORILL PENDANT LF INCANDESCENT	7	LBL LIGHTING, MODEL # 6227801-839 BULB: LED EDISON LAMP:1173467	FURNISHED BY OWNER, INSTALLED BY GC	9
L100		MICRO INVERTER	1	ISOLITE #IMI 125	FURNISHED BY OWNER, INSTALLED BY GC	
S		SPEAKER			FURNISHED BY MUSIC VENDOR, INSTALLED BY MUSIC VENDOR	6

NIGHT LIGHTING REQUIREMENTS: "NL" DESIGNATION INDICATED NIGHT LIGHT ON UNSWITCHED CIRCUIT.

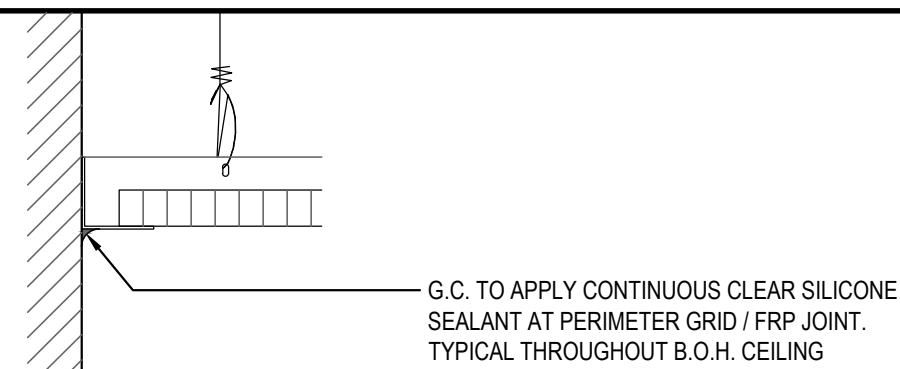
- ONE NL BY SERVICE COUNTER, POS / CASHIER
- ONE NL BY POS / CASHIER AT DRIVE THRU STATION IF APPLICABLE
- ONE NL BY EACH EXIT DOOR IN DINNING ROOM & BACK OF HOUSE

EXTERIOR LIGHTING						
L40		LINEAR LED LIGHT IN EXTERIOR STORAGE ROOM	0	COOPER LIGHTING, MX-4VT2-LD4-6-DR-UNV-L840-CD1-WL-U		56
L85		WALL MOUNTED OVER SERVICE DOOR FIXTURE	0	HOWARD LIGHTING PRODUCTS LED WALL PACK #VL305 30W LED, 120V WITH BRONZE FINISH		29
L86		EXTERIOR EMERGENCY LIGHT	3	EXITRONIX, MLED1-G-WP		1.5
L86AEM		EXTERIOR RECESSED EMERGENCY LIGHT	1	ELITE HOUSING: LD6IC-AT LED MODULE: ELITE LED LIGHTING WET LOCATION: RL607-14W-120-FL-30K-SN-SN -WET LOCATION		9
L90		DECORATIVE LED WALL SCONCE	0	HINKLEY LIGHTING, ATLANTIS 1649BZ-LED,		11
L91		DECORATIVE LED WALL SCONCE	0	HINKLEY LIGHTING, KORE, BRONZE, 1872BZ-LED		5
L97		LED MOTION SECURITY FLOODLIGHT	0	LITHONIA LIGHTING OLF 2RH 40K 120V MO BZ		25
L50		PATIO STRING LIGHTING	120 L.F.	LIGHTCRAFT: BISTRO COLLECTION, E26 ARCHITECTURAL SUSPENDED STRING BK-E26-S - LINEAR LED-BK-S14-1-120-FIL - (1W EA)	FURNISHED BY OWNER, INSTALLED BY GC (VERIFY WITH PANDA). STRING LIGHTS WALL BASE POINT (REFER TO ARCH. ELEVATIONS) STRING LIGHTS CENTER LOW POINT (5' A.F.F. LOWER THAN WALL BASE POINT), CONFIRM EXACT LENGTH IN FIELD.	48 (1 W PER LAMP)
EM1		EXTERIOR EMERGENCY LIGHT	2	EXITRONIX, LEM54-N4-XX	AT PATIO, FURNISHED BY OWNER, INSTALLED BY GC	7.2

CEILING SCHEDULE

INSTALLED AND FURNISHED BY: G.C. UNLESS NOTED OTHERWISE

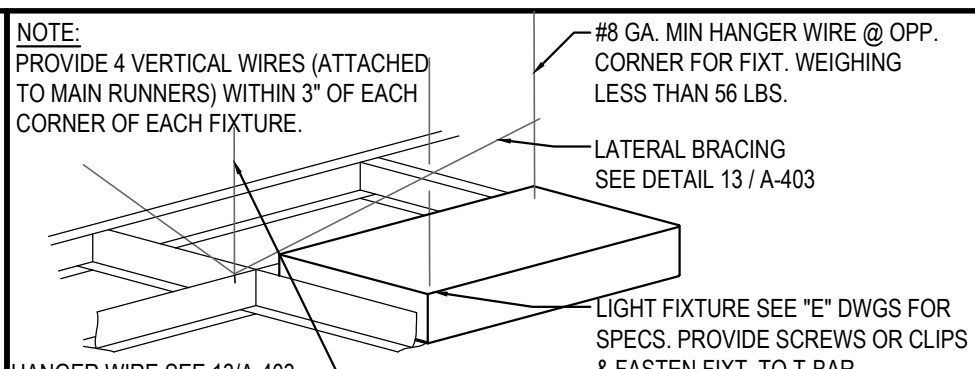
NO	MANUFACTURER	DESCRIPTION	MATERIAL	FINISH
C1	ARMSTRONG	2' X 2' SUSPENDED T-BAR GRID CEILING SYSTEM	CUSTOM #PN91311	T-BAR AND GRID COLOR: SEPIA CONTACT AT ARMSTRONG-SHERRY BRUNT 1-800-442-4212
C2	USG	2' X 4' SUSPENDED T-BAR GRID CEILING SYSTEM	"VINYL ROCK" VINYL CLAD GYP. BD	SMOOTH AND WASHABLE WHITE
C3	GOLD BOND	MONOLITHIC CEILING ON METAL FRAMING	5/8" GYP. BD.	SMOOTH PAINT - WHITE AND WASHABLE



CEILING GRID DETAIL

3

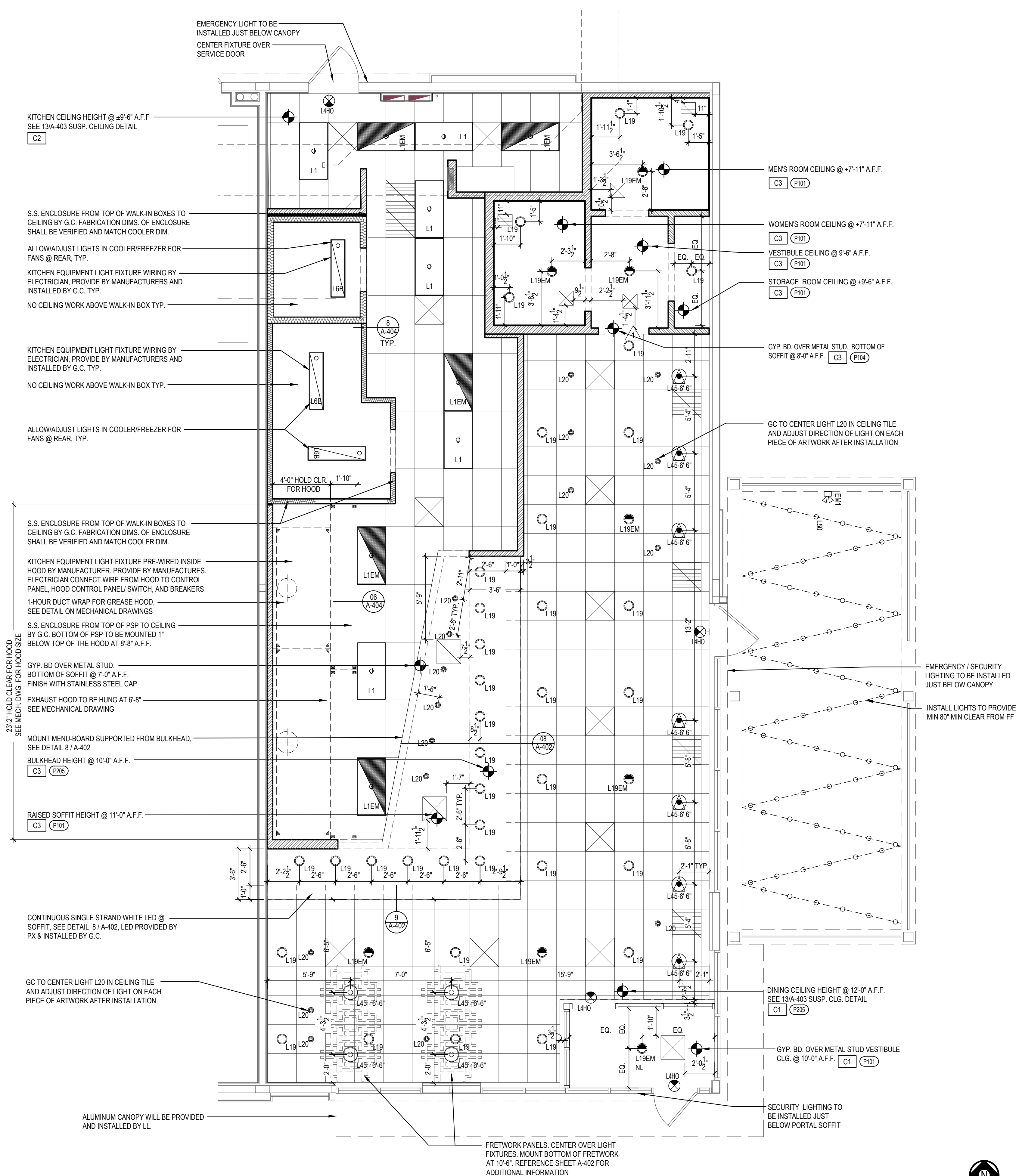
Scale= NTS
A-105



LIGHT FIXTURE DETAIL

2

Scale= NTS
A-105



REFLECTED CEILING PLAN

1

Scale= 1/4" = 1'-0"
A-105



PANDA EXPRESS, INC.
1683 Walnut Grove Ave.
Rosemead, California
91770

Telephone: 626.799.9898
Facsimile: 626.372.8288

All ideas, designs, arrangement and plans indicated or represented by this drawing are the property of Panda Express Inc. and were created for use on this specific project. None of these ideas, designs, arrangements or plans may be used by or disclosed to any person, firm, or corporation without the written permission of Panda Express Inc.

REVISIONS:

NO.	DESCRIPTION	DATE

ISSUE DATE:

LANDLORD REVIEW	03-04-2022
FINAL LANDLORD REV.	06-20-2022
PERMIT	07-19-2022
BID SET	10-06-2022
CONSTRUCTION SET	01-16-2023

DRAWN BY: TD

PANDA PROJECT #: D7861
ARCH PROJECT #: JCDT21-0268

I certify that these documents were prepared or approved by me, and that I am a duly licensed architect/engineer under the laws of the State of Maryland, license number 20249, expiration date 2/10/2024.

NORR
ARCHITECTS • INTERIORS • PLANNING

PANDA EXPRESS

TRUE WARM & WELCOME
10300 Mill Run Circle
Owings Mills, MD 21117

A-105

REFLECTED CEILING PLAN

TRUE WARM & WELCOME 2300 R6 RR

CONSTRUCTION SET

01-16-2023