

[illegible]

CONTRACT DATE: 03/31/2022

BUILDING TYPE: END. MED 40

PLAN VERSION: SEPT. 2021

## BRAND DESIGNER

SITE NUMBER: 315669

ENTITY NUMBER: 458169

PA/PM: MP

DRAWN BY.: CNW

JOB NO.: 22204

ENDEAVOR 2.0

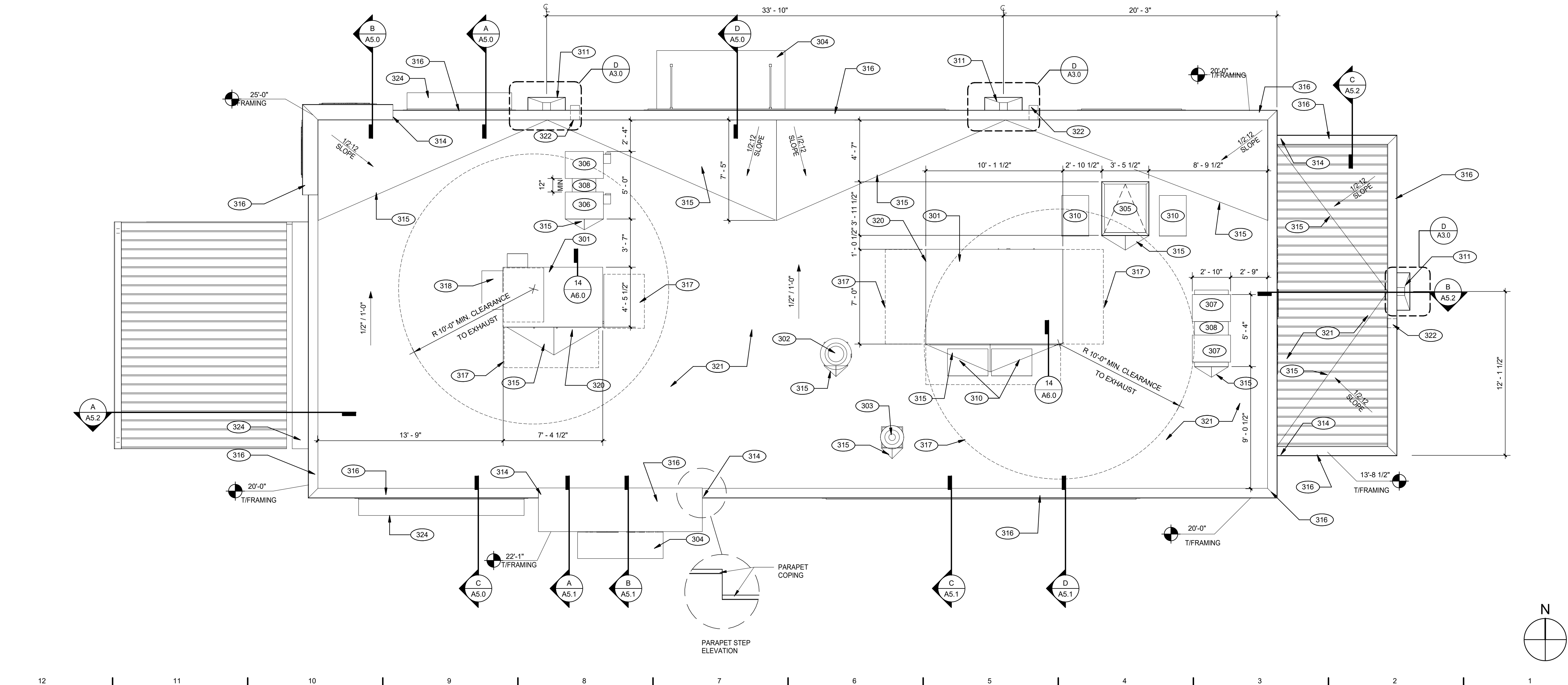
SPEARS CREEK CHURCH RD  
(BY LIBERTY RIDGE DRIVE)  
SOUTH CAROLINA 29229



ENDEAVOR 2.0  
**ROOF PLAN**

## A3.0

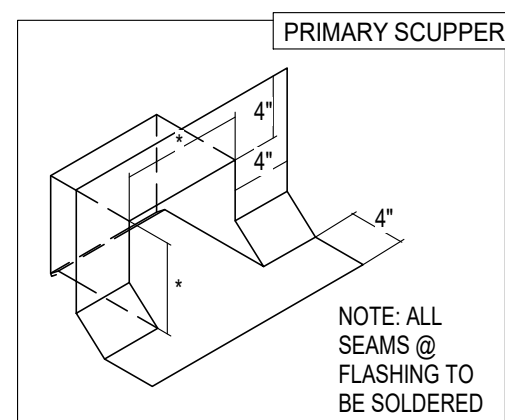
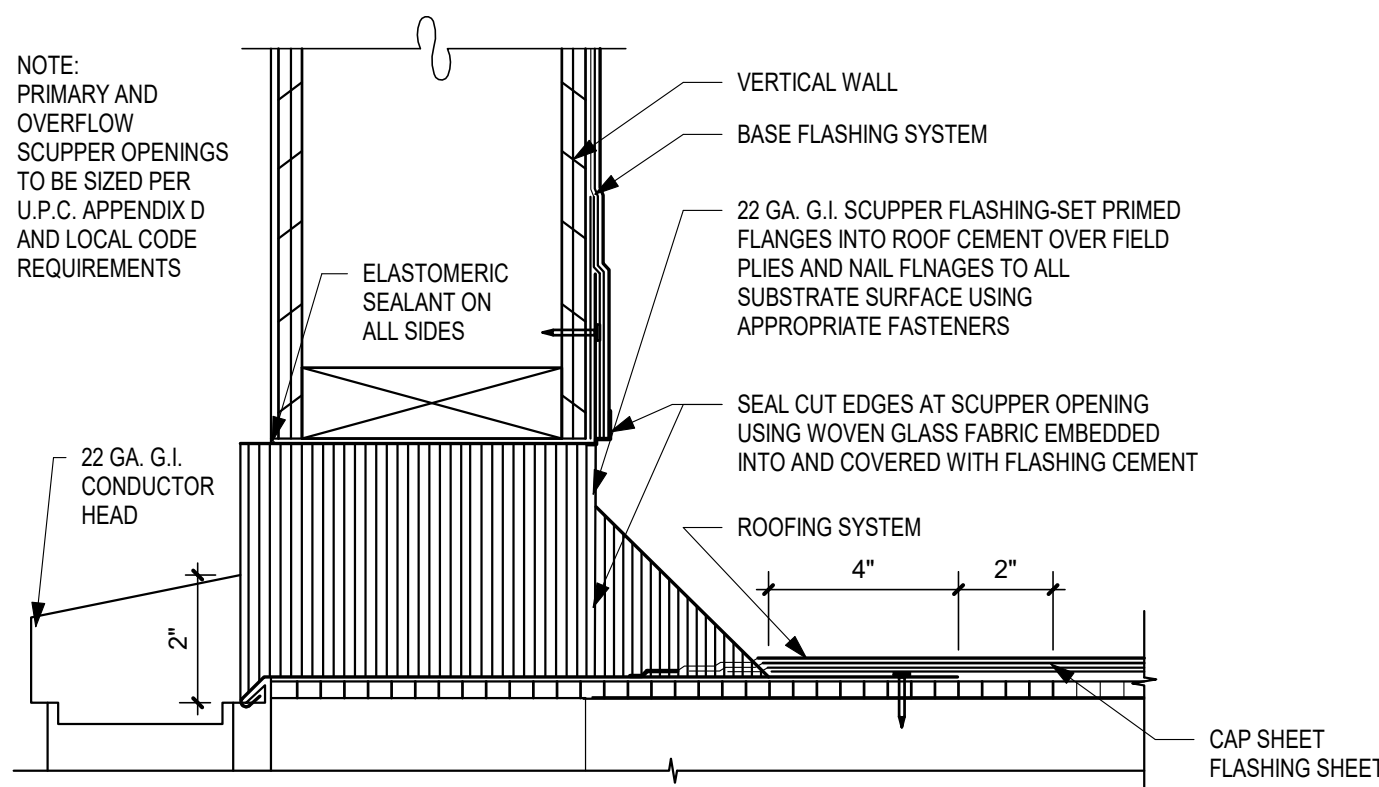
PLOT DATE: 5/18/2022 2:38:34 PM



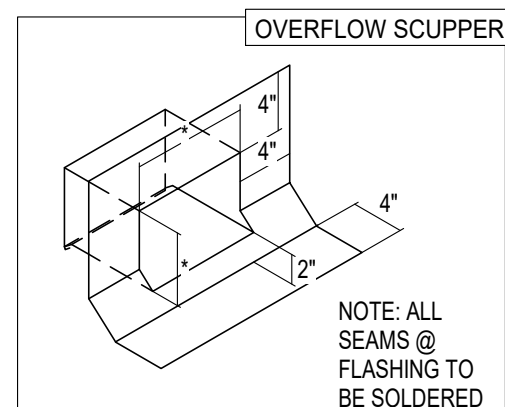
## ROOF PLAN

**A**

NOTE:  
PRIMARY AND  
OVERFLOW  
SCUPPER OPENING  
TO BE SIZED PER  
U.P.C. APPENDIX D  
AND LOCAL CODE  
REQUIREMENTS



NOTE: ALL SEAMS @ FLASHING TO BE SOLDERED



BE SOLDERED

\* DESIGN AND SIZE PER LOCAL REQUIREMENTS

## SCUPPER FLASHING

**D**

## ROOF PLAN NOTES

①

## KEY NOTES

**E**

301 ROOFTOP UNIT. INSTALL PLUMB AND LEVEL.  
302 KITCHEN HOOD EXHAUST FAN. SEE SHEETS M3.0 AND DETAIL 19/A6.0  
303 RESTROOM EXHAUST FAN. REFER TO DETAIL 18/A6.0  
304 CANOPY. SEE SCOPE OF WORK.  
305 ROOF HATCH; REFER TO DETAIL 7/A6.0  
306 ICE MACHINE CONDENSERS.  
307 WALK-IN COOLER/FREEZER CONDENSERS. FREEZER 11405-4.  
308 EQUIPMENT PLATFORM. SEE DETAIL 15/A6.0.  
309 24x36 WALK MATS. SEE ROOF SPECS.  
310 SCUPPER AND DOWNSPOUT. SEE DETAIL D/A3.0.  
311 CHANGE IN PARAPET ELEVATION. SEE SECTION 20/A6.0 AND 14/A6.1  
312 ROOF CRICKET; REFER TO DETAIL 16/A6.0  
313 METAL PARAPET CAP.  
314 MAINTAIN MANUFACTURERS ROOFTOP UNIT MAINTENANCE CLEARANCE.  
315 OUTSIDE AIR INTAKE FOR ROOFTOP UNIT. MAINTAIN MIN 10'-0" SEPARATION FROM  
316 PLUMBING VENTS. FLUES AND BUILDING EXHAUST.  
317 POWER/GAS/CONDENSATE ENTRY UNDER HVAC UNIT (PER HVAC MFR. SPECS.) REFER  
318 TO MECH AND PLUMBING DRAWINGS. UTILITY ACCESS FROM WITHIN CURB - NO ROOF  
PENETRATIONS. DO NOT RUN ON ROOF SURFACE.  
319  
320  
321 "DURO-LAST" SINGLE PLY ROOF MEMBRANE OVER MINIMUM R-20 RIGID INSULATION  
BOARD OVER 5/8" THICK POLYURETHANE GLUE GRADE POLYURETHANE TRUSSES. INSTALL PER  
MANUFACTURER'S SPECIFICATIONS. PROVIDE MANUFACTURER'S STANDARD 20 YEARS  
WARRANTEE.  
322  
323 OVERFLOW SCUPPER.  
324 METAL AWNING FRAMED BY OTHERS. G.C TO PROVIDE AND INSTALL STANDING SEAM

**WATERPROOFING:**

- A. PAINT UNDERSIDE OF PARAPET CAP FLASHING WITH FACTORY BONDED PAINT GRIP OR PRIMER
- B. TOP NAILING AT PARAPET CAP FLASHING WILL NOT BE ACCEPTED
- C. PENETRATIONS IN ROOFING MEMBRANE AND FLASHING SHALL ONLY BE MADE AS INDICATED ON THE DRAWINGS OR SPECS.
- D. SEE SPECIFICATIONS FOR SEALANT SPECS.
- E. ALL SHEETS MTL FLASHING SHALL BE 22 GA MIN.

**MISCELLANEOUS:**

- A. ROOF PENETRATIONS CLOSER THAN 12" FROM ANOTHER WILL NOT BE ALLOWED.
- B. EXHAUST FANS MIN. 10'-0" AWAY FROM ALL AIR INTAKE / SUPPLY.
- C. LOCATE WALK-IN CONDENSERS ON ROOF ONLY IF REQUIRED BY CODE.